

Templates III

We will create a layout from templates:



1. Create a new Web App lab03_templates_3
2. Put in the 2 css posted, cssLayout.css, and default.css

```
1 body {  
2   background-color: #ffffff;  
3   font-size: 12px;  
4   font-family: Verdana, "Verdana CE", Arial, "Arial CE", "Lucida Grande CE"  
5   color: #000000;  
6   margin: 10px;  
7 }  
8
```

3. Create the template topDefault.xhtml

```
1 <?xml version='1.0' encoding='UTF-8' ?>  
2 <!DOCTYPE html PUBLIC "-//W3C//DTD XHTML 1.0 Transitional//EN"  
3 <html xmlns="http://www.w3.org/1999/xhtml"  
4   xmlns:ui="http://xmlns.jcp.org/jsf/facelets"  
5   xmlns:h="http://xmlns.jcp.org/jsf/html">  
6  
7   <ui:composition>  
8     <h1>#{headertext1}  
9       --- bla bla --- #{headertext2} </h1>  
10   </ui:composition>  
11  
12 </html>  
13
```

4. The bottomDefault template

The screenshot shows an IDE window with a file explorer on the left and a source code editor on the right. The file explorer shows a project named 'lab03_templates3' with a 'template' folder containing a 'default' sub-folder. Inside 'default', there are several XHTML files, including 'bottomDefault.xhtml'. The source code editor displays the following XML code:

```
<?xml version='1.0' encoding='UTF-8' ?>
<!DOCTYPE html PUBLIC "-//W3C//DTD XHTML 1.0 Transitional//
<html xmlns="http://www.w3.org/1999/xhtml"
xmlns:ui="http://xmlns.jcp.org/jsf/facelets"
xmlns:h="http://xmlns.jcp.org/jsf/html">
<ui:composition>
  <h1>#{footertext}</h1>
</ui:composition>
</html>
```

5. Create bean Employee

The screenshot shows an IDE window with a file explorer on the left and a source code editor on the right. The file explorer shows a project named 'lab03_templates3' with a 'Source Packages' folder containing a sub-package 'edu.slcc.asdv.beans'. Inside this package, there is a file named 'Employee.java'. The source code editor displays the following Java code:

```
import ...2 lines
@Named(value = "employee")
@RequestScoped
public class Employee
{
    private String name = "Paul Newman";

    public String getName()
    {
        return this.name ;
    }

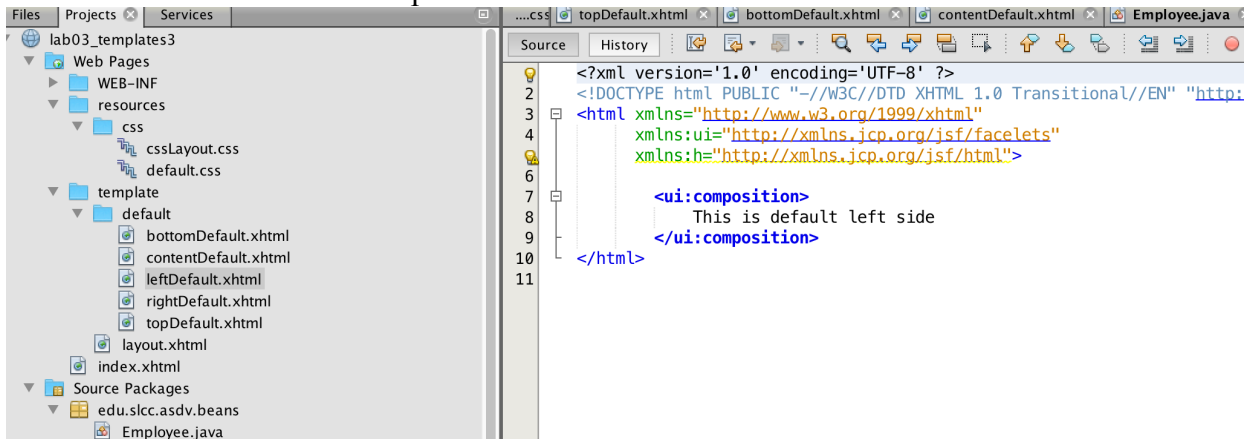
    /**
     * Creates a new instance of Employee
     */
    public Employee()
    {
    }
}
```

6. Create the contentDefault template

The screenshot shows an IDE window with a file explorer on the left and a source code editor on the right. The file explorer shows a project named 'lab03_templates3' with a 'template' folder containing a 'default' sub-folder. Inside 'default', there are several XHTML files, including 'contentDefault.xhtml'. The source code editor displays the following XML code:

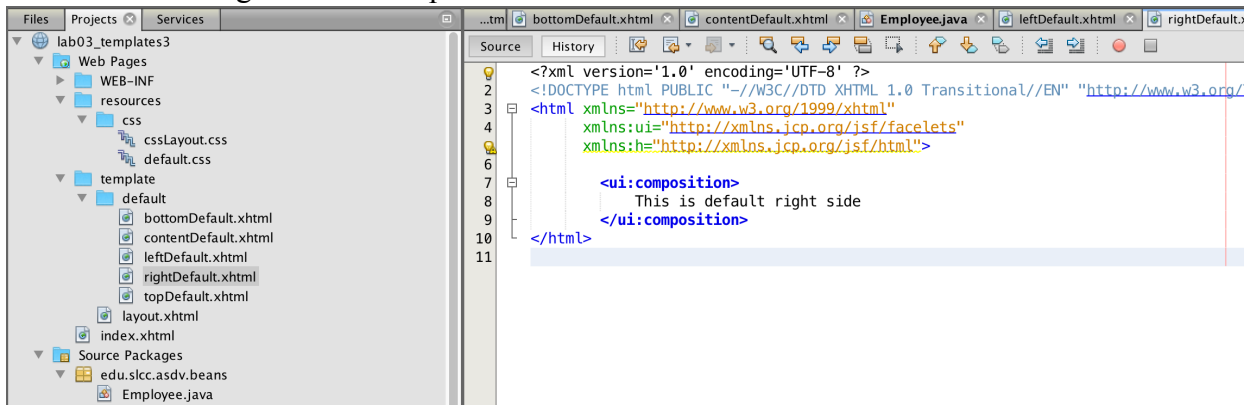
```
<?xml version='1.0' encoding='UTF-8' ?>
<!DOCTYPE html PUBLIC "-//W3C//DTD XHTML 1.0 Transitional//EN" "http://www.w
<html xmlns="http://www.w3.org/1999/xhtml"
xmlns:ui="http://xmlns.jcp.org/jsf/facelets"
xmlns:h="http://xmlns.jcp.org/jsf/html">
<ui:composition>
  #{employeeName} (bean-value passed through ui:param)
  <br/>
  #{employeeAddress} (hard-coded-value passed through ui:param)
  <br/>
  #{zip} (hard-coded-value passed through ui:param)
</ui:composition>
</html>
```

7. Create the leftDefault template



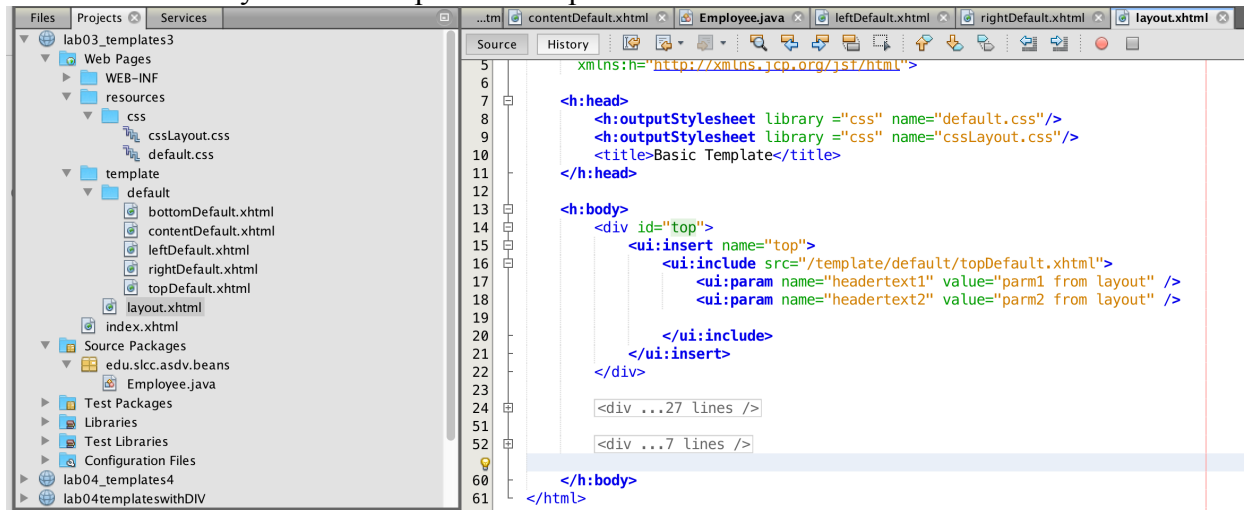
```
<?xml version='1.0' encoding='UTF-8' ?>
<!DOCTYPE html PUBLIC "-//W3C//DTD XHTML 1.0 Transitional//EN" "http://www.w3.org/
<html xmlns="http://www.w3.org/1999/xhtml"
      xmlns:ui="http://xmlns.jcp.org/jsf/facelets"
      xmlns:h="http://xmlns.jcp.org/jsf/html">
  <ui:composition>
    This is default left side
  </ui:composition>
</html>
```

• Create the rightDefault template



```
<?xml version='1.0' encoding='UTF-8' ?>
<!DOCTYPE html PUBLIC "-//W3C//DTD XHTML 1.0 Transitional//EN" "http://www.w3.org/
<html xmlns="http://www.w3.org/1999/xhtml"
      xmlns:ui="http://xmlns.jcp.org/jsf/facelets"
      xmlns:h="http://xmlns.jcp.org/jsf/html">
  <ui:composition>
    This is default right side
  </ui:composition>
</html>
```

8. Create the layout JSF and put in the topDefault inside <div>



```
xmlns:h="http://xmlns.jcp.org/jsf/html">
<h:head>
  <h:outputStylesheet library="css" name="default.css"/>
  <h:outputStylesheet library="css" name="cssLayout.css"/>
  <title>Basic Template</title>
</h:head>
<h:body>
  <div id="top">
    <ui:insert name="top">
      <ui:include src="/template/default/topDefault.xhtml">
        <ui:param name="headertext1" value="parm1 from layout" />
        <ui:param name="headertext2" value="parm2 from layout" />
      </ui:include>
    </ui:insert>
  </div>
  <div ...27 lines />
  <div ...7 lines />
</h:body>
</html>
```

```

13 </h:body>
14 <div ...9 lines />
23
24
25 <div id="left">
26 <ui:insert name="left">
27 <ui:include src="/template/default/leftDefault.xhtml" />
28 </ui:insert>
29 </div>
30
31 <div id="right">
32 <ui:insert name="right">
33 <ui:include src="/template/default/rightDefault.xhtml" />
34 </ui:insert>
35 </div>
36
37 <div id="content">
38 <ui:insert name="content">
39 <ui:include src="/template/default/contentDefault.xhtml">
40 <ui:param name="employeeName"
41 value="#{employee.name}" />
42 <ui:param name="employeeAddress"
43 value="#{employeeAddress} Lafayette LA" />
44
45 <ui:param name="zip"
46 value="70506" />
47 </ui:include>
48 </ui:insert>
49 </div>
50 </div>
51 <div ...7 lines />
52
53 </h:body>
54 </html>

```

9. Put the leftDefault, rightDefault and contentDefault inside <div> in layout.xhtml

11. Put the bottomDefault inside the layout

```

1 <?xml version='1.0' encoding='UTF-8' ?>
2 <!DOCTYPE html PUBLIC "-//W3C//DTD XHTML 1.0 Transitional//EN" "http://www.w3.org/TR/xhtml1/DTD/xhtml1-transi
3 <html xmlns="http://www.w3.org/1999/xhtml"
4 xmlns:ui="http://xmlns.jcp.org/jsf/facelets"
5 xmlns:h="http://xmlns.jcp.org/jsf/html">
6
7
8 <h:head>
9 <h:outputStylesheet library="css" name="default.css"/>
10 <h:outputStylesheet library="css" name="cssLayout.css"/>
11 <title>Basic Template</title>
12 </h:head>
13
14 <h:body>
15 <div ...9 lines />
16
17 <div id="bottom">
18 <ui:insert name="bottom">
19 <ui:include src="/template/default/bottomDefault.xhtml">
20 <ui:param name="footertext" value="This is default footer (passed through ui:param)" />
21 </ui:include>
22 </ui:insert>
23 </div>
24
25 </h:body>
26 </html>

```

12. index JSF

```

1 <?xml version='1.0' encoding='UTF-8' ?>
2 <!DOCTYPE html PUBLIC "-//W3C//DTD XHTML 1.0 Transitional//EN" "http://www
3 <html xmlns="http://www.w3.org/1999/xhtml"
4 xmlns:h="http://xmlns.jcp.org/jsf/html"
5 xmlns:ui="http://xmlns.jcp.org/jsf/facelets">
6
7 <h:head>
8 <title></title>
9 </h:head>
10 <h:body>
11 <ui:composition template="template/layout.xhtml">
12 <ui:param name="playername" value="Rafael " />
13 </ui:composition>
14 </h:body>
15 </html>
16

```

13. Clean build and run

