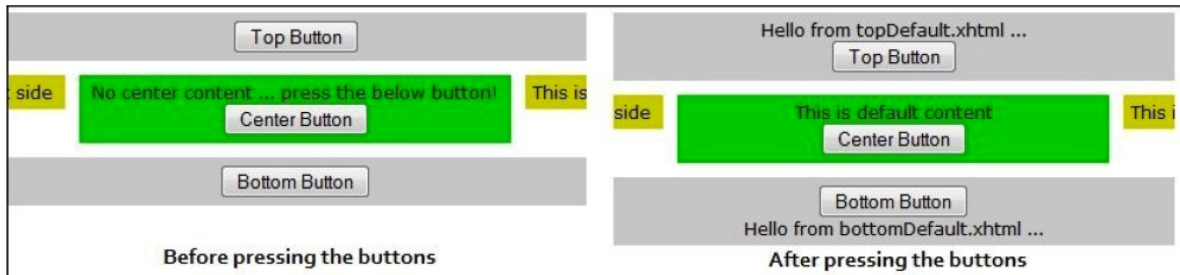


Templates IV

The basic Page Layout with buttons to pass arguments



1. Create Web App lab04-templates4
2. Download the 2 css posted and put them under folder resources/css

```
cssLayout.css
1 #top {
2   position: relative;
3   background-color: #cccccc;
4   padding: 5px;
5   margin: 0px 0px 10px 0px;
6   text-align: center;
7 }
8 #bottom {
9   position: relative;
10  background-color: #cccccc;
11  padding: 5px;
12  margin: 10px 0px 0px 0px;
13  text-align: center;
14 }
15 #left {
16   float: left;
17   background-color: #cccc11;
18   position: relative;
19   padding: 5px;
20   width: 150px;
21   text-align: center;
22 }
23 #right {
24   float: right;
25   position: relative;
26   background-color: #cccc11;
27   padding: 5px;
28   width: 150px;
29   text-align: center;
30 }
31 #content {
32   background-color: #00cc00;
33   padding: 5px;
34   margin: 0px 170px 0px 170px;
35   text-align: center;
36 }
```

```
default.css
1 body {
2   background-color: #ffffff;
3   font-size: 12px;
4   font-family: Verdana, "Verdana CE", Arial,
5   "Arial CE", "Lucida Grande CE",
6   Lucida, "Helvetica CE",
7   sans-serif;
8   color: #000000;
9   margin: 10px;
10 }
11 }
```

Default.css

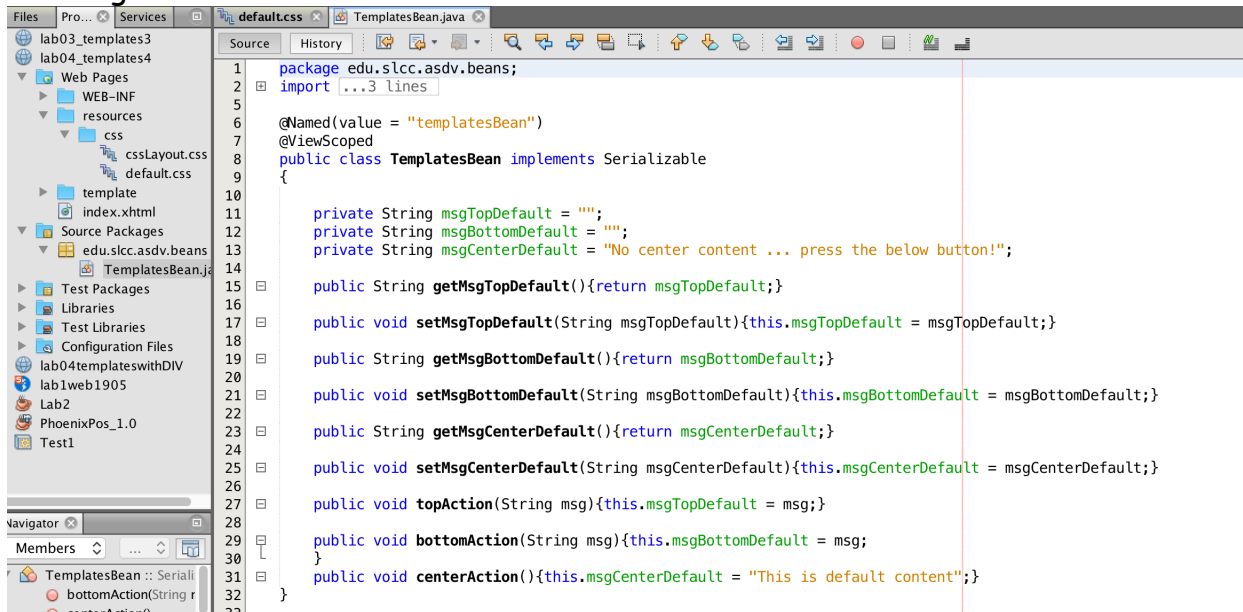
3. Create a ViewScoped bean with instance String vars:

msgTopDefault

msgBottomDefault ;

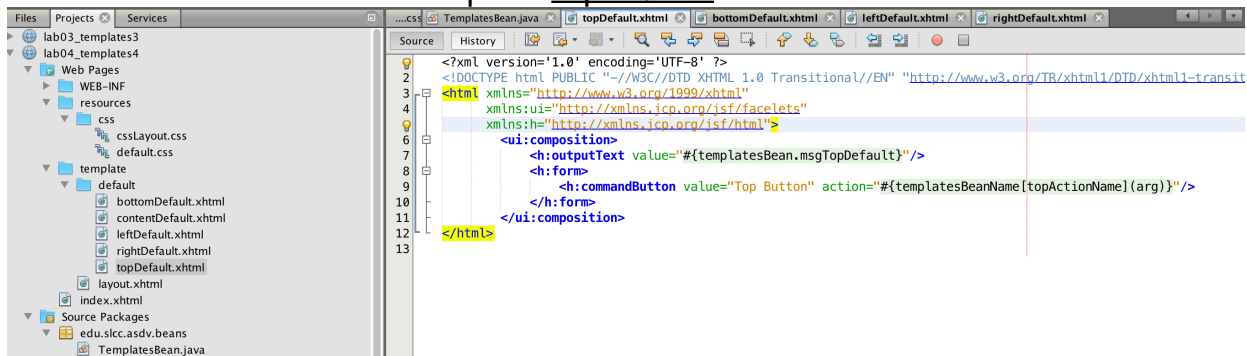
msgCenterDefault

setters, getters from Insert Code. Type the 3 action methods topAction, bottomAction and centerAction to be called upon clicking a button and pass arguments to the caller.



```
1 package edu.slcc.asdv.beans;
2 import ...3 lines
3
4 @Named(value = "templatesBean")
5 @ViewScoped
6 public class TemplatesBean implements Serializable
7 {
8
9
10
11     private String msgTopDefault = "";
12     private String msgBottomDefault = "";
13     private String msgCenterDefault = "No center content ... press the below button!";
14
15     public String getMsgTopDefault(){return msgTopDefault;}
16
17     public void setMsgTopDefault(String msgTopDefault){this.msgTopDefault = msgTopDefault;}
18
19     public String getMsgBottomDefault(){return msgBottomDefault;}
20
21     public void setMsgBottomDefault(String msgBottomDefault){this.msgBottomDefault = msgBottomDefault;}
22
23     public String getMsgCenterDefault(){return msgCenterDefault;}
24
25     public void setMsgCenterDefault(String msgCenterDefault){this.msgCenterDefault = msgCenterDefault;}
26
27     public void topAction(String msg){this.msgTopDefault = msg;}
28
29     public void bottomAction(String msg){this.msgBottomDefault = msg;}
30
31     public void centerAction(){this.msgCenterDefault = "This is default content!";}
32
33 }
```

4. Create the DEFAULT template topDefault



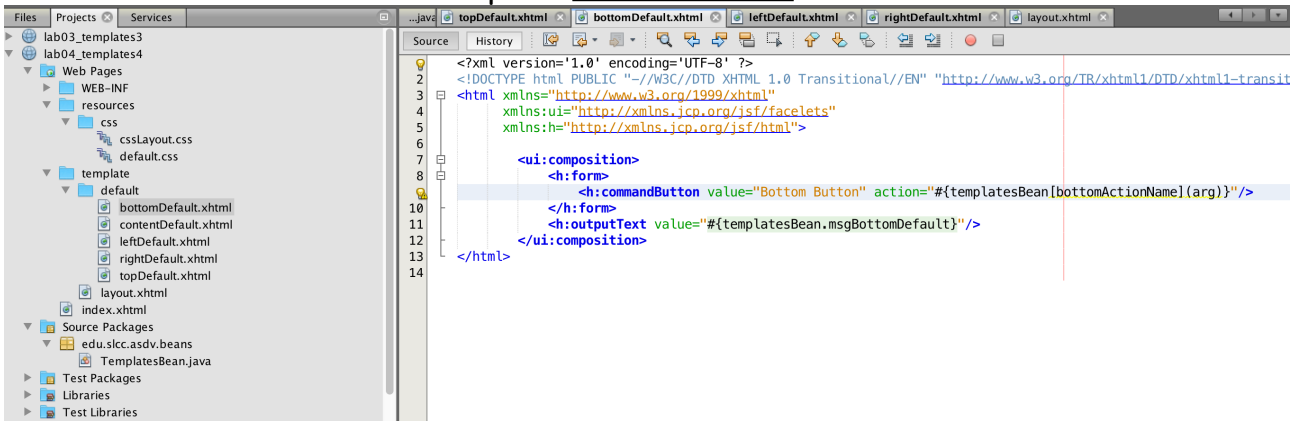
```
1 <?xml version='1.0' encoding='UTF-8' ?>
2 <!DOCTYPE html PUBLIC "-//W3C//DTD XHTML 1.0 Transitional//EN" "http://www.w3.org/TR/xhtml1/DTD/xhtml1-transit
3 <html xmlns="http://www.w3.org/1999/xhtml"
4 xmlns:ui="http://xmlns.jcp.org/jsf/facelets"
5 xmlns:h="http://xmlns.jcp.org/jsf/html">
6
7     <ui:composition>
8         <h:outputText value="#{templatesBean.msgTopDefault}"/>
9         <h:form>
10             <h:commandButton value="Top Button" action="#{templatesBeanName[topActionName]}(arg)"/>
11         </h:form>
12     </ui:composition>
13 </html>
```

action="#{templatesBeanName[topActionName]}

templatesBeanName will be a name the layout file. The name is not necessary as you will see in bottom template

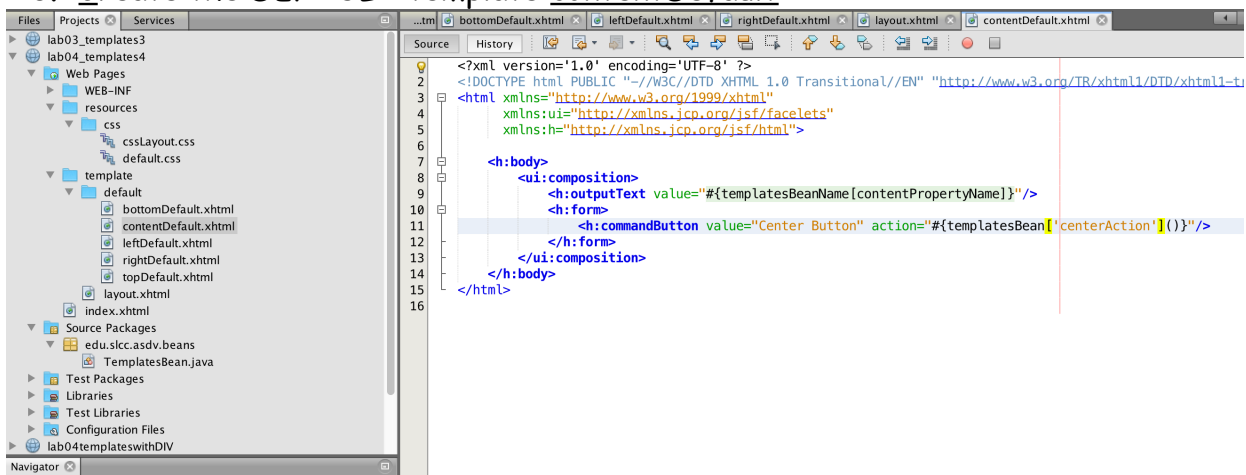
topActionName is the action method in the bean

5. Create the DEFAULT template `bottomDefault`



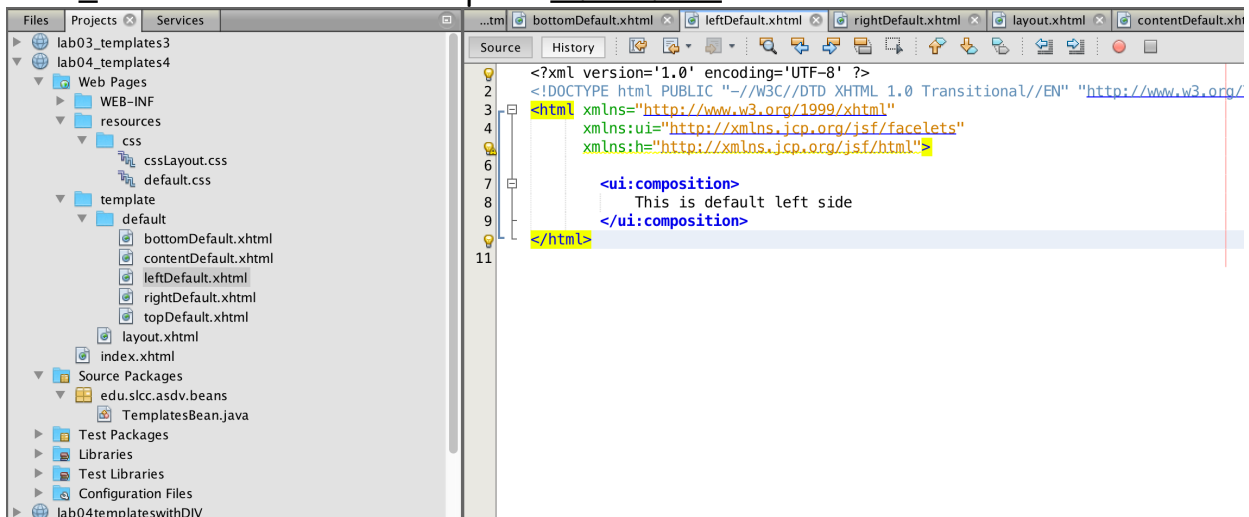
```
<?xml version='1.0' encoding='UTF-8' ?>
<!DOCTYPE html PUBLIC "-//W3C//DTD XHTML 1.0 Transitional//EN" "http://www.w3.org/TR/xhtml1/DTD/xhtml1-transi
3
<html xmlns="http://www.w3.org/1999/xhtml"
4     xmlns:ui="http://xmlns.jcp.org/jsf/facelets"
5     xmlns:h="http://xmlns.jcp.org/jsf/html">
6
7     <ui:composition>
8         <h:form>
9             <h:commandButton value="Bottom Button" action="#{templatesBean[bottomActionName](arg)}/>
10        </h:form>
11        <h:outputText value="#{templatesBean.msgBottomDefault}"/>
12    </ui:composition>
13</html>
14
```

6. Create the DEFAULT template `contentDefault`



```
<?xml version='1.0' encoding='UTF-8' ?>
<!DOCTYPE html PUBLIC "-//W3C//DTD XHTML 1.0 Transitional//EN" "http://www.w3.org/TR/xhtml1/DTD/xhtml1-t
3
<html xmlns="http://www.w3.org/1999/xhtml"
4     xmlns:ui="http://xmlns.jcp.org/jsf/facelets"
5     xmlns:h="http://xmlns.jcp.org/jsf/html">
6
7     <h:body>
8         <ui:composition>
9             <h:outputText value="#{templatesBeanName[contentPropertyName]}/>
10            <h:form>
11                <h:commandButton value="Center Button" action="#{templatesBean[centerAction]()}/>
12            </h:form>
13        </ui:composition>
14    </h:body>
15</html>
16
```

7. Create the DEFAULT template `leftDefault`



```
<?xml version='1.0' encoding='UTF-8' ?>
2
<!DOCTYPE html PUBLIC "-//W3C//DTD XHTML 1.0 Transitional//EN" "http://www.w3.org/
3
<html xmlns="http://www.w3.org/1999/xhtml"
4     xmlns:ui="http://xmlns.jcp.org/jsf/facelets"
5     xmlns:h="http://xmlns.jcp.org/jsf/html">
6
7     <ui:composition>
8         This is default left side
9     </ui:composition>
10</html>
11
```

8. Create the DEFAULT template rightDefault

```

<?xml version='1.0' encoding='UTF-8' ?>
<!DOCTYPE html PUBLIC "-//W3C//DTD XHTML 1.0 Transitional//EN" "http://www.
<html xmlns="http://www.w3.org/1999/xhtml"
xmlns:ui="http://xmlns.jcp.org/jsf/facelets"
xmlns:h="http://xmlns.jcp.org/jsf/html">
<ui:composition>
This is default right side
</ui:composition>
</html>

```

9. Create the layout.xhtml an dput in the topDefault

![Screenshot of an IDE showing the 'layout.xhtml' file. The file content is as follows: <pre><!DOCTYPE html PUBLIC](/template/default/topDefault.xhtml)

```

<!DOCTYPE html PUBLIC "-//W3C//DTD XHTML 1.0 Transitional//EN" "http://www.w3.org/TR/xhtml1/
<html xmlns="http://www.w3.org/1999/xhtml"
xmlns:ui="http://xmlns.jcp.org/jsf/facelets"
xmlns:h="http://xmlns.jcp.org/jsf/html">
<h:head>
<h:outputStylesheet library="css" name="default.css"/>
<h:outputStylesheet library="css" name="cssLayout.css"/>
<title>My Template</title>
</h:head>
<h:body>
<div id="top">
<ui:insert name="top">
<ui:include src="/template/default/topDefault.xhtml">
<ui:param name="templatesBeanName" value="#{templatesBean}" />
<ui:param name="topActionName" value="topAction" />
<ui:param name="arg" value="Hello from topDefault.xhtml ..." />
</ui:include>
</ui:insert>
</div>
<div ...23 lines />
<div ...9 lines />
</h:body>
</html>

```

10. Place inside <div>, the leftDefault, the rightDefault and the contentDefault

![Screenshot of an IDE showing the 'layout.xhtml' file with three new divs added inside the main body div. The file content is as follows: <pre><title>My Template</title>
</h:head>
<h:body>
<div ...9 lines />
<div id=](/template/default/contentDefault.xhtml)

```

<title>My Template</title>
</h:head>
<h:body>
<div ...9 lines />
<div id="left">
<ui:insert name="left">
<ui:include src="/template/default/leftDefault.xhtml" />
</ui:insert>
</div>
<div id="right">
<ui:insert name="right">
<ui:include src="/template/default/rightDefault.xhtml" />
</ui:insert>
</div>
<div id="content">
<ui:insert name="content">
<ui:include src="/template/default/contentDefault.xhtml">
<ui:param name="templatesBeanName" value="#{templatesBean}" />
<ui:param name="contentPropertyName" value="msgCenterDefault" />
</ui:include>
</ui:insert>
</div>
<div ...9 lines />
</h:body>
</html>

```

11. Place inside <div>, the bottomDefault

```

1 <?xml version='1.0' encoding='UTF-8' ?>
2 <!DOCTYPE html PUBLIC "-//W3C//DTD XHTML 1.0 Transitional//EN" "http://www.w3.org/TR/xhtml
3 <html xmlns="http://www.w3.org/1999/xhtml"
4       xmlns:ui="http://xmlns.jcp.org/jsf/facelets"
5       xmlns:h="http://xmlns.jcp.org/jsf/html">
6
7 <h:head>
8   <h:outputStylesheet library="css" name="default.css"/>
9   <h:outputStylesheet library="css" name="cssLayout.css"/>
10  <title>My Template</title>
11 </h:head>
12
13 <h:body>
14   <div ...9 lines />
15
16   <div ...23 lines />
17   <div id="bottom">
18     <ui:insert name="bottom">
19       <ui:include src="/template/default/bottomDefault.xhtml">
20         <ui:param name="templatesBeanName" value="#{templatesBean}"/>
21         <ui:param name="bottomActionName" value="bottomAction"/>
22         <ui:param name="arg" value="Hello from bottomDefault.xhtml ..."/>
23       </ui:include>
24     </ui:insert>
25   </div>
26 </h:body>
27 </html>

```

12. Use composition in the index.xhtml

```

1 <?xml version='1.0' encoding='UTF-8' ?>
2 <!DOCTYPE html PUBLIC "-//W3C//DTD XHTML 1.0 Transitional//EN" "http://www
3 <html xmlns="http://www.w3.org/1999/xhtml"
4       xmlns:h="http://xmlns.jcp.org/jsf/html"
5       xmlns:ui="http://xmlns.jcp.org/jsf/facelets">
6
7 <h:head>
8   <title></title>
9 </h:head>
10 <h:body>
11   <ui:composition template="template/layout.xhtml">
12   </ui:composition>
13 </h:body>
14 </html>
15

```

13. Clean build and run:

Hello from topDefault.xhtml ...

Top Button

This is default left side

No center content ...
press the below button!

Center Button

This is default right side

Bottom Button

Hello from bottomDefault.xhtml ...